



SaeKIN 透視 美肌

Apollo Medical Optics, Ltd.

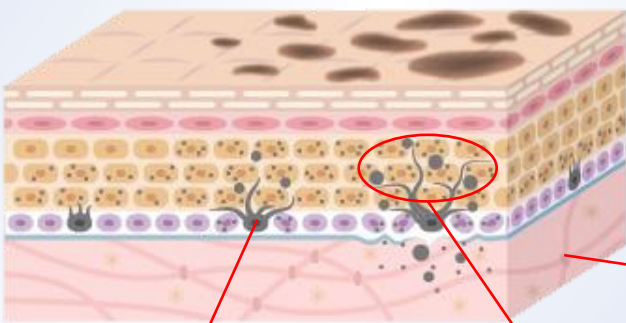
Optical Coherence Tomography(OCT)

劃時代的皮膚檢測新技術


- 非侵入式掃描分析數據
- 檢視黑色素細胞、黑色素大小比值、
膠原纖維健康及基底細胞膜



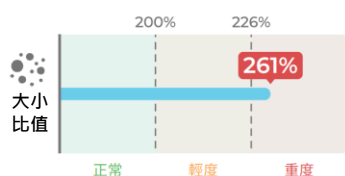
- 皮膚斷層掃描報告生成



黑色素細胞：

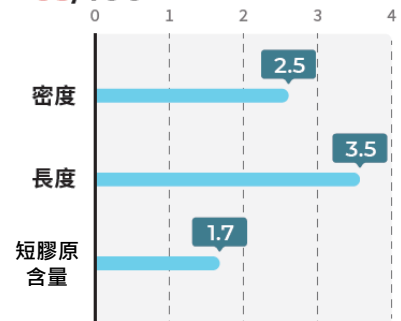


黑色素：

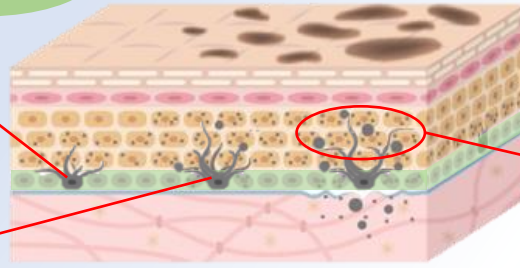



膠原纖維健康度：

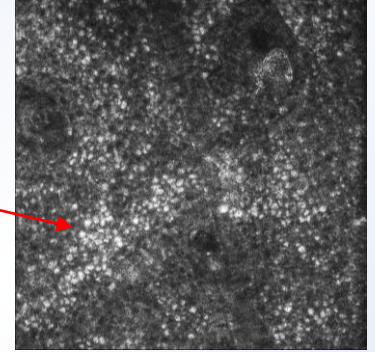
65/100



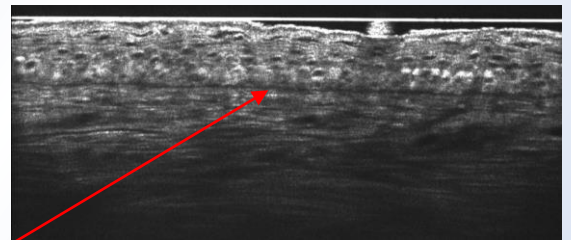
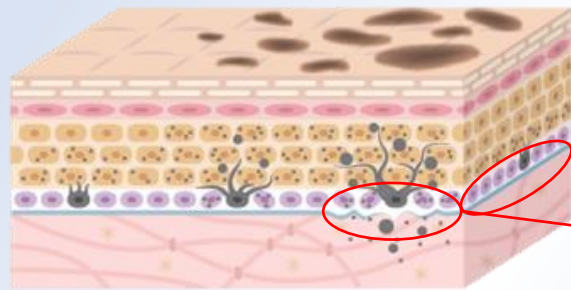
黑色素細胞型態



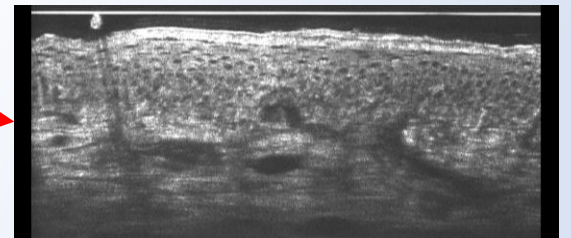
黑色素



基底細胞膜

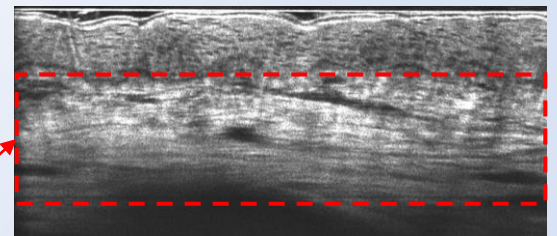
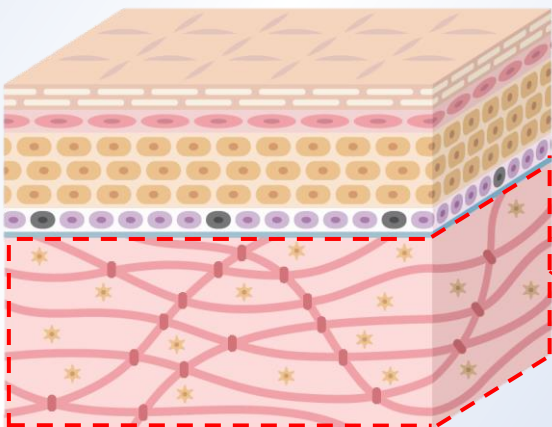


基底細胞膜無破損，有明顯黑線

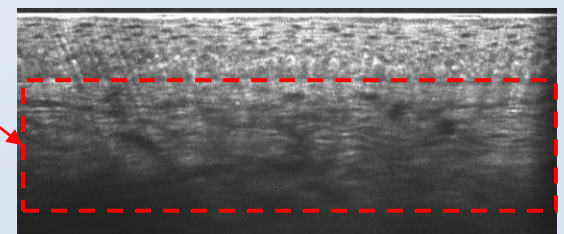


基底細胞膜破損，無明顯黑線

膠原纖維健康



膠原纖維健康、緻密綿長



膠原纖維不健康、空洞斷裂

